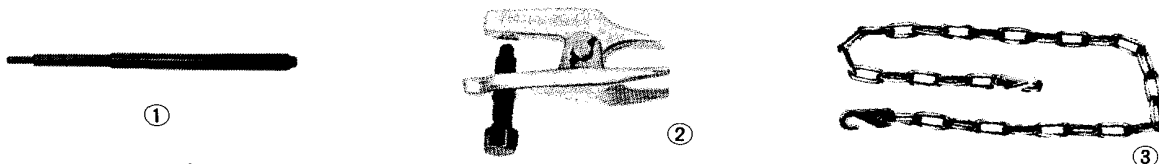




Special Tools (Common with Other Models)


5. Engine Removal/Installation

| Ref. No. | Tool Number | Description | Q'ty | Remarks |
|----------|---------------|---------------------|------|---------|
| ① | 07944-6110200 | 8 mm Pin Punch | 1 | |
| ② | 07941-6920001 | Ball Joint Remover | 1 | |
| ③ | 07966-6340011 | Engine Block Hanger | 1 | |




6. Cylinder Head/Valve Train

| Ref. No. | Tool Number | Description | Q'ty | Remarks |
|----------|---------------|----------------------------|------|---------------------------------|
| ① | 07757-0010000 | Valve Spring Compressor | 1 | 07957-3290001 may also be used. |
| ② | 07942-6570100 | Valve Guide Driver/Remover | 1 | |
| ③ | 07743-0020000 | Valve Guide Driver | 1 | |
| ④ | 07984-6110000 | Valve Guide Reamer | 1 | |
| ⑤ | 07947-SB00100 | Oil Seal Driver | 1 | Camshaft |



7. Engine Block

| Ref. No. | Tool Number | Description | Q'ty | Remarks |
|----------|---------------|--------------------------------|------|--|
| ① | 07973-6570002 | Piston Pin Insert Base Set | 1 | Not included in base set. Use each with the base set. |
| ② | 07973-PE00100 | Piston Pilot | 1 | |
| ③ | 07973-PE00200 | Piston Pin Insert Attachment A | 1 | |
| ④ | 07973-PE00300 | Piston Pin Pilot Collar | 1 | |
| ⑤ | 07973-PE00400 | Piston Pin Insert Attachment B | 1 | |
| ⑥ | 07948-SB00100 | Driver Attachment | 1 | Crankshaft Oil Seal (Clutch side) 07949-6110000 may also be used. |
| ⑦ | 07749-0010000 | Driver | 1 | |



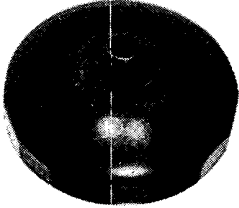
(cont'd)

Special Tools

Special Tools (Common with Other Models)

8. Engine Lubrication

| Ref. No. | Tool Number | Description | Q'ty | Remarks |
|----------|---------------|----------------------------|------|---------|
| ① | 07912-6340001 | Oil Filter Socket Wrench | 1 | |
| ② | 07406-0030000 | Oil Pressure Gauge Adaptor | 1 | |
| ③ | 07947-6340000 | Oil Seal Driver Attachment | 1 | |



①



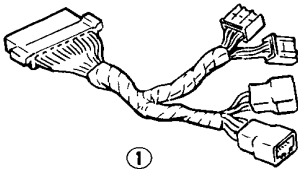
②



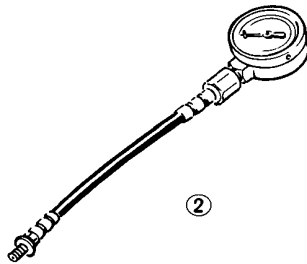
③

11. Fuel and Carburetor


| Ref. No. | Tool Number | Description | Q'ty | Remarks |
|----------|---------------|------------------------------|------|---------------------------------|
| ① | 07999-PE70000 | System Checker Harness | 1 | (PGM-FI) |
| ② | 07406-0040000 | Fuel Pressure Gauge Set | 1 | (PGM-FI) |
| ②-1 | 07406-0040100 | Pressure Gauge | (1) | Component Tool |
| ②-2 | 07406-0040200 | Hose | (1) | Component Tool |
| ③ | 07746-0010100 | Driver Attachment 32 x 35 mm | 1 | (PGM-FI) |
| ④ | 07746-0040200 | Pilot 12 mm | 1 | (PGM-FI) |
| ⑤ | 07749-0010000 | Driver | 1 | 07949-6110000 may also be used. |
| ⑥ | 07920-SB20000 | Fuel Sender Wrench | 1 | |
| ⑦ | 07744-0010300 | 3.5 mm Pin Punch | 1 | (PGM-FI) |
| ⑧ | 07614-0050100 | Fuel Line Clip | 1 | |
| ⑨ | 07411-0020000 | Digital Circuit Tester | 1 | (PGM-FI) |
| ⑩ | 07401-0010000 | Float Level Gauge | 1 | |



①



②




③



④



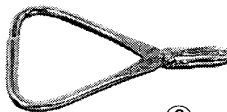
⑤



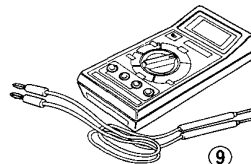
⑥



⑦



⑧



⑨

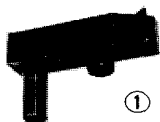


⑩



13. Clutch

| Ref. No. | Tool Number | Description | Q'ty | Remarks |
|----------|---------------|----------------------------|------|---------|
| ① | 07924-PE60000 | Ring Gear Holder | 1 | |
| ② | 07974-PE60000 | Clutch Disc Alignment Tool | 1 | |



14. and 15. Manual Transmission


| Ref. No. | Tool Number | Description | Q'ty | Remarks |
|----------|---------------|-----------------------------|------|---------------------------------|
| ① | 07924-6340300 | Mainshaft Holder | 1 | |
| ② | 07944-6110100 | 5 mm Pin Punch | 1 | |
| ③ | 07933-PE60000 | Transmission Housing Puller | 1 | |
| ④ | 07749-0010000 | Driver | 1 | 07949-6110000 may also be used. |
| ⑤ | 07947-6340500 | Driver Attachment E | 1 | |
| ⑥ | 07936-6340000 | Bearing Remover Set | 1 | |
| ⑦ | 07746-0010300 | Driver Attachment 42 x 47 | 1 | |
| ⑧ | 07746-0010100 | Driver Attachment 32 x 35 | 1 | |
| ⑨ | 07947-6110500 | Driver Attachment E | 1 | Differential Oil Seal |
| ⑩ | 07746-0010400 | Driver Attachment 52X55 | 1 | |




①



②



③



④




⑤



⑥



⑦



⑧



⑨



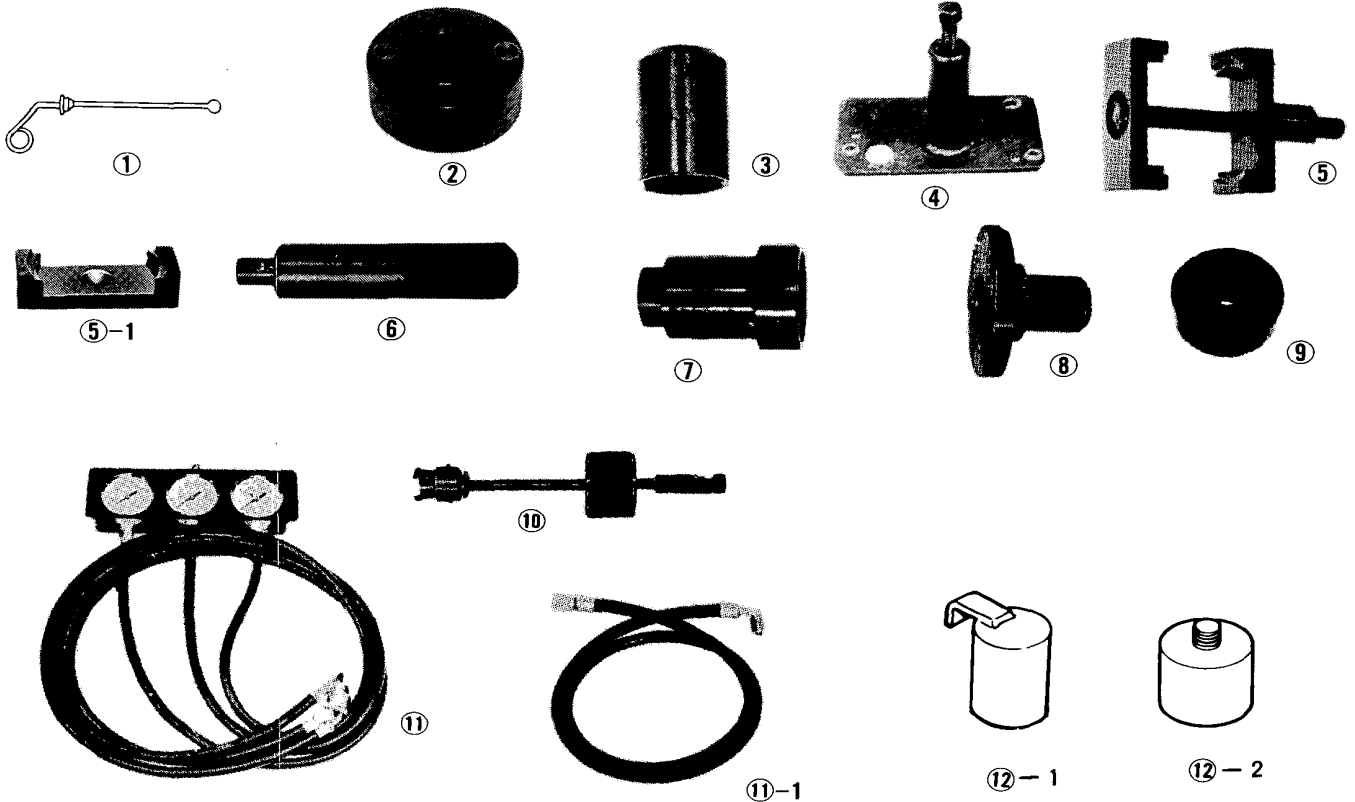
⑩

(cont'd)

Special Tools

Special Tools (Common with Other Models)

| 16. Hondamatic Transmission | | | | |
|-----------------------------|---------------|---------------------------------------|------|---|
| Ref. No. | Tool Number | Description | Q'ty | Remarks |
| ① | 07974-6890300 | Throttle Cable Adjustment Gauge | 1 | |
| ② | 07923-6890202 | Mainshaft Holder | 1 | |
| ③ | 07907-PD10000 | Socket Wrench 30 mm | 1 | 07907-6890100 may also be used. |
| ④ | 07933-6890201 | Transmission Housing Puller | 1 | Use corrected to 07936-6890200 is possible. For the correction method, refer to page 16-14. |
| ⑤ | 07960-6890000 | Clutch Spring Compressor | 1 | |
| ⑤-1 | 07960-6890100 | Clutch Spring Compressor Attachment | 1 | Use changed to 07960-6120000 attachment |
| ⑥ | 07749-0010000 | Driver | 1 | 07949-6110000 may also be used. |
| ⑦ | 07947-6340500 | Driver Attachment E | 1 | |
| ⑧ | 07947-6110500 | Oil Seal Driver Attachment | 1 | |
| ⑨ | 07746-0010400 | Driver Attachment 52 x 55 mm | 1 | |
| ⑩ | 07936-6340000 | Bearing Remover Set | 1 | |
| ⑪ | 07406-0020003 | Oil Pressure Gauge Set | 1 | |
| ⑪-1 | 07406-0020201 | Oil Pressure Gauge Hose | (3) | Component Tool |
| ⑫ | 07998-SB20000 | Accelerator Pedal Weight Set | 1 | |
| ⑫-1 | 07998-SA50100 | Main Accelerator Pedal Weight | (1) | Component Tool |
| ⑫-2 | 07998-SB20200 | Sub Accelerator Pedal Weight (0.3 kg) | (1) | Component Tool |





17. Differential

| Ref. No. | Tool Number | Description | Q'ty | Remarks |
|----------|---------------|---------------------|------|---------------------------------|
| ① | 07746-0030100 | Driver C | 1 | 07949-6110000 may also be used. |
| ② | 07944-SA00000 | 4 mm Pin Punch | 1 | |
| ③ | 07947-6110500 | Oil Seal Driver | 1 | |
| ④ | 07749-0010000 | Driver | 1 | |
| ⑤ | 07947-6340500 | Driver Attachment E | 1 | |
| ⑥ | 07746-0030400 | Attachment 35 mm | 1 | |



①



②



③



④




⑤



⑥

18. Drive Shaft

| Ref. No. | Tool Number | Description | Q'ty | Remarks |
|----------|---------------|--------------------|------|---------|
| ① | 07941-6920001 | Ball Joint Remover | 1 | |



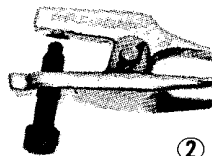
①

19. Steering

| Ref. No. | Tool Number | Description | Q'ty | Remarks |
|----------|---------------|----------------------------------|------|---------------------------------|
| ① | 07916-6920000 | Steering Gearbox Lock Nut Wrench | 1 | 07916-SA50001 may also be used. |
| ② | 07941-6920001 | Ball Joint Remover | 1 | |
| ③ | 07974-SA50800 | Clip Guide (B) | 1 | Clip type |



①



②



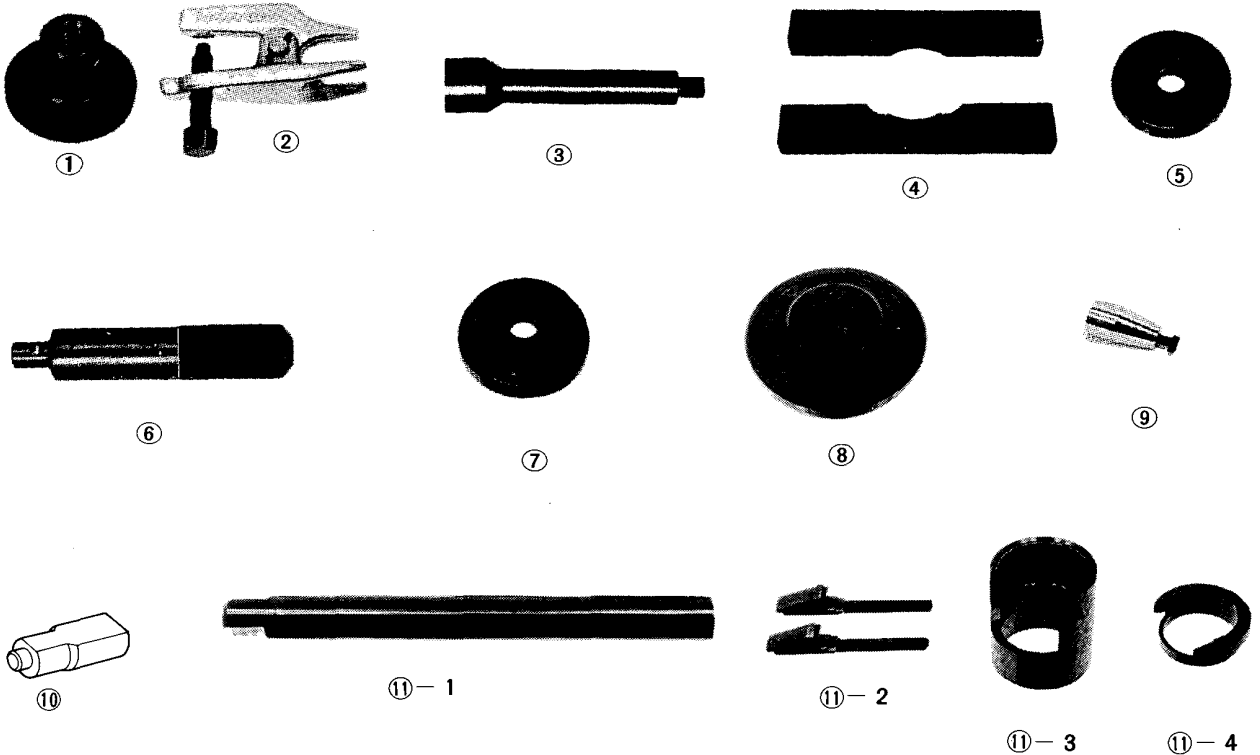
③

(cont'd)

Special Tools

Special Tools (Common with Other Models)


| 20. Suspension | | | | | |
|----------------|---------------|---|------|--|---------|
| Ref. No. | Tool Number | Description | Q'ty | Remarks | |
| ① | 07410-0010200 | Front Wheel Alignment Attachment B | 1 | 07947-6340000 may also be used. 07949-6110000 may also be used. | |
| ② | 07941-6920001 | Ball Joint Remover | 1 | | |
| ③ | 07965-SA70100 | Front Hub Dis/Assembly Tool Pin A | 1 | | |
| ④ | 07965-6340301 | Front Hub Dis/Assembly Tool Base A | 2 | | |
| ⑤ | 07965-SA70200 | Front Hub Dis/Assembly Tool B | 1 | | |
| ⑥ | 07749-0010000 | Driver | 1 | | |
| ⑦ | 07746-0010600 | Driver Attachment 72 x 75 | 1 | | |
| ⑧ | 07946-SB20000 | Bearing Driver Attachment | 1 | | |
| ⑨ | 07974-SA50700 | Clipe Guide (A) | 1 | | |
| ⑩ | 07965-SB40000 | Lower Bushing Driver | 1 | | 4D Only |
| ⑪ | 07965-SB20000 | Lower Control Arm Dis/Assembly Tool Kit | 1 | | |
| ⑪- 1 | 07965-SB20100 | Lower Control Arm Assembly shaft | (1) | | |
| ⑪- 2 | 07965-SB20200 | Lower Control Arm Disassembly Tool | (1) | | |
| ⑪- 3 | 07965-SB20300 | Tool Base | (1) | | |
| ⑪- 4 | 07965-SB20400 | Lower Control Arm Assembly Tool | (1) | | |





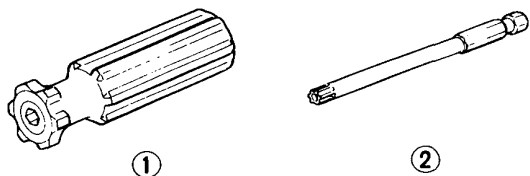
21. Brake

| Ref. No. | Tool Number | Description | Q'ty | Remarks |
|----------|---------------|-------------------------------|------|---|
| ① | 07914-SA50000 | Snap Ring Pliers | 1 | 07914-323001 may also be used. } Short parts of the brake power kit 07504-6340100 07949-6110000 may also be used. |
| ② | 07921-0010100 | Flare Nut Wrench | 1 | |
| ③ | 07965-5790400 | Master Cylinder Cup Guide | 1 | |
| ④ | 07404-5790300 | Vacuum Gauge | 1 | |
| ⑤ | 07410-5790500 | Tube Joint Attachment I | 1 | |
| ⑥ | 07510-6340300 | Vacuum Joint Tube A | 1 | |
| ⑦ | 07406-5790200 | Oil Pressure Gauge | 2 | |
| ⑧ | 07410-5790100 | Pressure Gauge Attachment C | 1 | |
| ⑨ | 07510-6340100 | Pressure Gauge Attachment | 2 | |
| ⑩ | 07947-6890300 | Driver Attachment C | 1 | |
| ⑪ | 07749-0010000 | Driver | 1 | |
| ⑫ | 07975-SA50002 | Brake Booster Adjusting Gauge | 1 | |



22. Body

| Ref. No. | Tool Number | Description | Q'ty | Remarks |
|----------|---------------|-------------------------|------|---------|
| ① | 07703-0010300 | Torx Driver Grip | 1 | |
| ② | 07703-0010600 | Torx Driver Bit (T30HD) | 1 | |



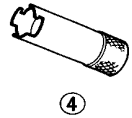
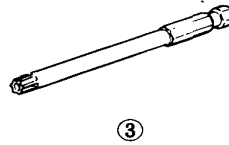
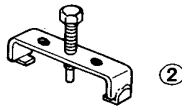
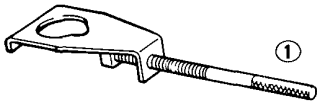
(cont'd)

Special Tools

Special Tools (Common with Other Models)


24. Air Conditioner

| Ref. No. | Tool Number | Description | Q'ty | Remarks |
|----------|---------------|------------------------|------|---------|
| ① | 07923-PB80001 | Pulley Holder | 1 | |
| ② | 07934-PB80001 | Clutch Remover | 1 | |
| ③ | 07703-0010300 | Torx Driver Bit (T30H) | 1 | |
| ④ | 07934-SB20000 | Shaft Seal Driver | 1 | |



26. Ignition

| Ref. No. | Tool Number | Description | Q'ty | Remarks |
|----------|---------------|------------------|------|-------------|
| ① | 07744-0010300 | 3.5 mm Pin Punch | 1 | Distributor |



Optional Tools

| Ref. No. | Tool Number | Description | Q'ty | Remarks |
|----------|---------------|--------------------------|------|---------|
| ① | 07780-0012300 | Valve Seat Cutter 32° | 1 | |
| ② | 07780-0012900 | Valve Seat Cutter 32° | 1 | |
| ③ | 07780-0014000 | Valve Seat Cutter 60° | 1 | |
| ④ | 07780-0014100 | Valve Seat Cutter 60° | 1 | |
| ⑤ | 07780-0010400 | Valve Seat Cutter 45° | 1 | |
| ⑥ | 07780-0010800 | Valve Seat Cutter 45° | 1 | |
| ⑦ | 07781-0010201 | Valve Seat Cutter Holder | 1 | |
| ⑧ | 07781-0010301 | Valve Seat Cutter Holder | 1 | |

